

TO BE BUILT

SITE	HOME PLAN	SQ FT	BED/BATH	GARAGES	ADDRESS	
16/10	The Shasta	2,958	3-4 / 2.5-3	3-car	7620 W Flathead Lake St	\$982,000
17/10	The Alpine	3,650	4-7 / 3.5-5	4-car	7588 W Flathead Lake St	\$1,053,000
25/9	The Jefferson	2,500	3-4 / 2.5	4-car RV	7623 W Flathead Lake St	\$1,122,000
3/10	The Shasta XXL	3,904	4-5 / 3.5-4	3-car	7900 W Flathead Lake St	\$1,123,000
18/10	The Tahoma	3,001	3-4 / 2.5-3.5	3-car	7564 W Flathead Lake St	\$1,249,900

UNDER CONSTRUCTION

SITE	HOME PLAN	SQ FT	BED/BATH	GARAGES	ADDRESS	
5/10	The Sierra Multi-Gen	3,065	5 / 3.5	3-car	7856 W Flathead Lake St	\$994,900
19/10	The Shasta XXL	3,904	5 / 3.5	3-car	7542 W Flathead Lake St	\$1,099,900

DESIGN STUDIO READY

SITE	HOME PLAN	SQ FT	BED/BATH	GARAGES	ADDRESS	
23/9	The Tahoma	3,001	4 / 3.5	3-car	7689 W Flathead Lake St	\$1,330,800
None	The Alpine	3,650	4 / 3.5	6-car	7715 W Flathead Lake St	\$1,349,800



The Estates at Eagle Ridge

GPS Address

7875 W Flathead Lk St, Eagle, ID 83616

Sales Contact

(877) 500-5675

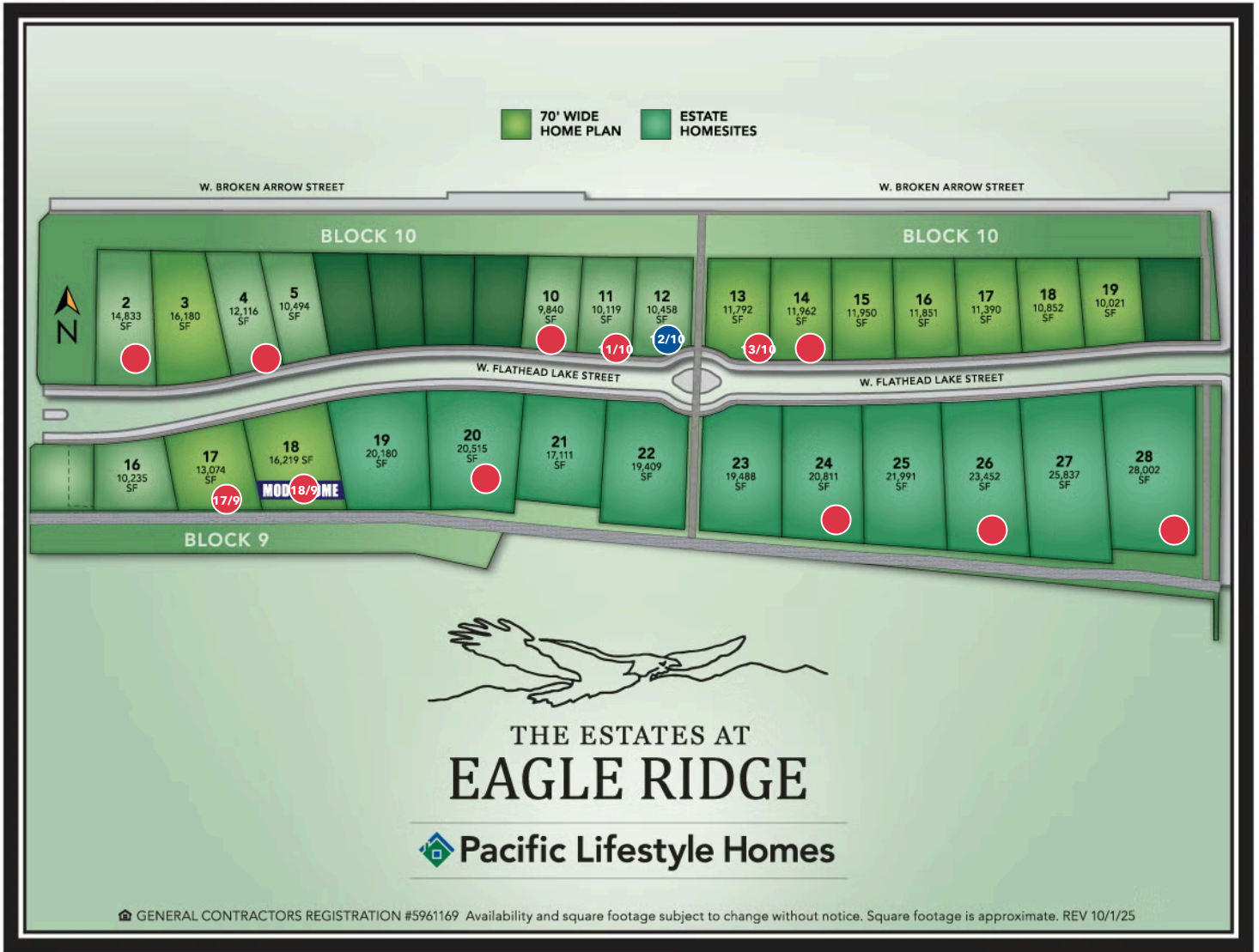
info@buildplh.com




QUICK MOVE-IN

SITE	HOME PLAN	SQ FT	BED/BATH	GARAGES	ADDRESS	
12/10	The Aspen	3,122	4 / 3.5	3-car	7714 W Flathead Lake St	\$889,900

Square footage is approximate and subject to change. Completion dates are subject to change. Pre-Sale pricing is the base price. Permit Ready pricing includes structural options. Quick Move-In pricing includes structural and personal choice options. Pricing is subject to change. Pacific Lifestyle Homes, Broker. WA LIC# PACIFLH924RI; OR CCB# 173524.

THE ESTATES AT EAGLE RIDGE – SITE MAP



 To Be Built / Design Studio Ready  Quick Move-In  Sold

Square footage is approximate and subject to change. Completion dates are subject to change. Pre-Sale pricing is the base price. Permit Ready pricing includes structural options. Quick Move-In pricing includes structural and personal choice options. Pricing is subject to change. Pacific Lifestyle Homes, Broker. WA LIC# PACIFLH924RI; OR CCB# 173524.